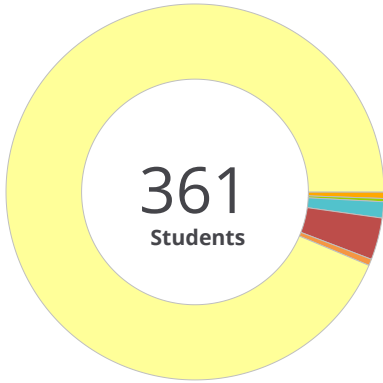


Superintendent: Lohsandt, Dr. Marie

SCHOOL ENROLLMENT



Race/Ethnicity

American Indian/Alaska Native	0.6%
Asian	0.3%
Black/African American	1.4%
Hispanic/Latino	3.6%
Native Hawaiian/Pacific Islander	0.0%
Two or More Races	0.6%
White/Caucasian	93.6%

Additional Services

Economically Disadvantaged	22.2%
English Learners	3.6%
Foster Care	0.0%
Homeless	1.6%
Migrant	0.0%
Military Connected	0.0%
Students with Disabilities	15.5%

Teachers

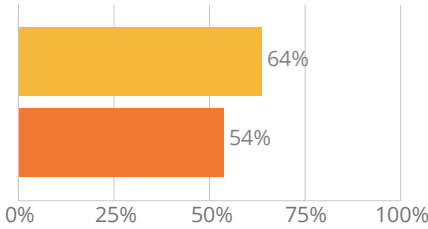
32.65

Administrators

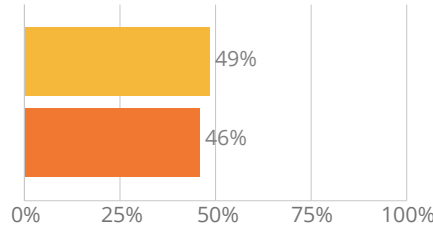
2.00

STUDENT PERFORMANCE

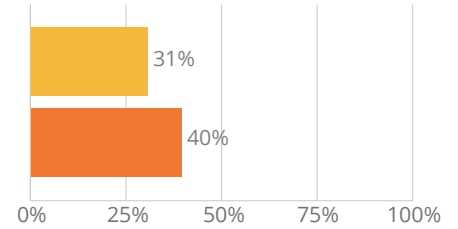
English Language Arts



Mathematics



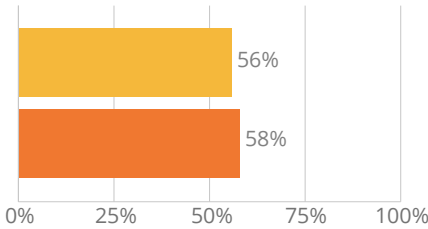
Science



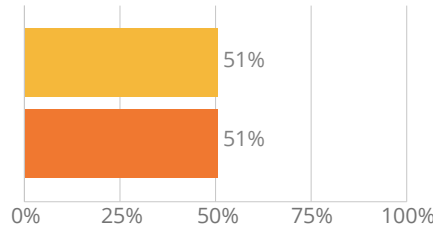
District State

STUDENT PROGRESS

English Language Arts



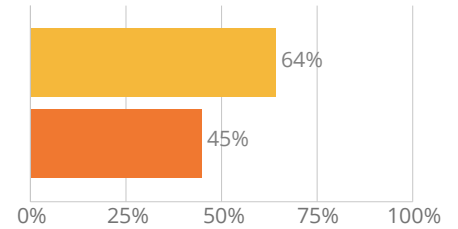
Mathematics



District State

ENGLISH LEARNERS ON TRACK

Access

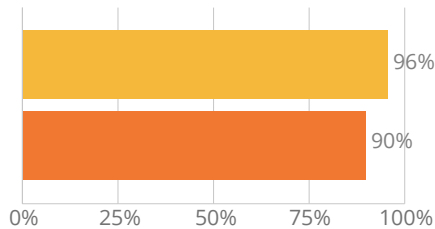


HIGH SCHOOL COMPLETION

COLLEGE AND CAREER READINESS

Attendance Rate

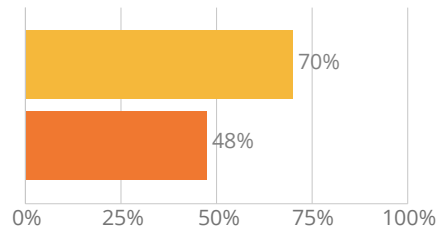
98%



District State

College and Career Readiness

8%



Chronic Absenteeism Rate

8%