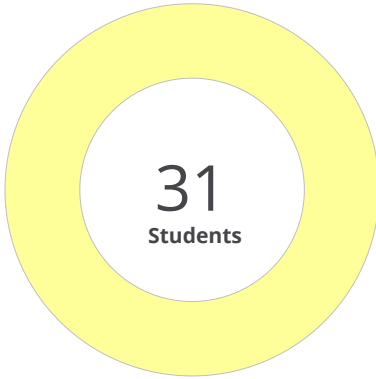


**SCHOOL ENROLLMENT**



**Race/Ethnicity**

American Indian/Alaska Native	0.0%
Asian	0.0%
Black/African American	0.0%
Hispanic/Latino	0.0%
Native Hawaiian/Pacific Islander	0.0%
Two or More Races	0.0%
White/Caucasian	100.0%

**Additional Services**

Economically Disadvantaged	0.0%
English Learners	45.2%
Foster Care	0.0%
Homeless	0.0%
Migrant	0.0%
Military Connected	0.0%
Students with Disabilities	9.7%

Teachers

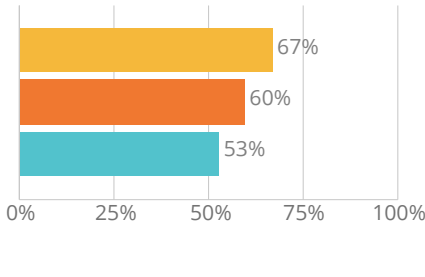
**2.12**

Administrators

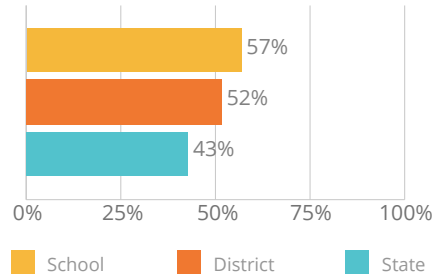
**0.10**

**STUDENT PERFORMANCE**

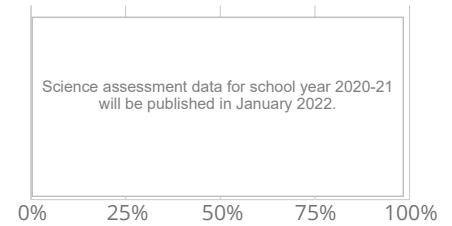
**English Language Arts**



**Mathematics**

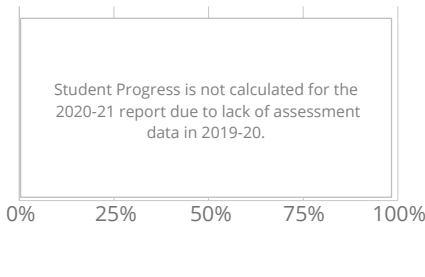


**Science**

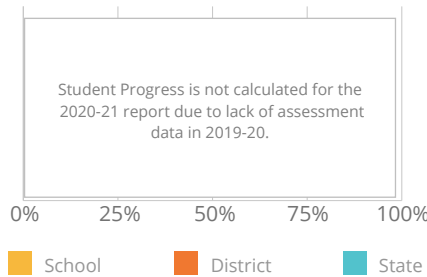


**STUDENT PROGRESS**

**English Language Arts**

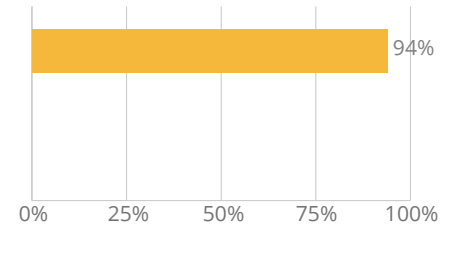


**Mathematics**



**ENGLISH LEARNERS ON TRACK**

**Access**



**OVERALL SCORE**

Overall district and school scores will not be calculated for the 2020-2021 school year due to COVID-19. All districts and schools will retain their 2018-2019 Targeted and Comprehensive Support designations for the 2021-2022 school year.

Attendance Rate

**100%**

Chronic Absenteeism Rate

**0%**